


Providence City

Fence Questions and Answers



Where there is no longer a fence permit process in the City, the following guidelines shall be used for answering fence questions and providing advice asked for over the telephone. Following this policy should generate less confusion for all concerned.

Fence Question & Answer Policy

1. General information may be answered over the telephone.
2. Site specific information will be handled as follows:
 - a. The resident can come into the City Office for information review.
 - b. Resident will need to bring a site plan with the following information:
 - i. House shown on plan as it exists on the lot.
 - ii. Show if it is inter-block or a corner lot.
 - iii. Location of driveway(s) to the lot.
 - iv. Location of driveways within ten (10) feet on either side of lot frontage. (right and left neighbors)
 - v. Show where they wish to install the fence and heights.
 - vi. List the type of fence material.
3. There are two (2) booklets available from the City. They are titled *"Building a Residential Fence in Providence City"* and *"Building Other Fences in Providence City"*.
4. A copy of the fence ordinance is available for purchase at the City Office for the cost of \$1.00.



Building a Fence (Residential) in Providence City

Questions and Answers

1. Do I need a fence permit to build a fence?

Not unless your fence will be over six (6) feet in height. All fences shall be built to City requirements. Fences over six (6) feet in height require a building permit and are allowed only in specific zones. (See ordinance)

2. How am I able to find out the City requirements?

A complete copy of the ordinance is available for review at the City Office, 15 South Main Street, open Monday through Thursday 7:30 a.m. until 5:30 p.m. A copy of the fence ordinance is available to purchase for \$1.00. A copy of the commercial, multi-complex and agricultural ordinance is also available for purchase for \$1.00. The Providence City Website www.providencecity.com, also has a copy of the fence ordinance which may be viewed and downloaded.

3. Tell me a brief summary of what the Fence Ordinance covers....

The fence ordinance lists these sections:

- 5-4-1: Objective
- 5-4-2: Definitions
- 5-4-3: Permits
- 5-4-4: Limitations
- 5-4-5: Materials
- 5-4-6: Temporary Fencing
- 5-4-7: Swimming Pools, Pools, Hot Tubs and Spas
- 5-4-8: Living Fences
- 5-4-9: Installation Requirements
- 5-4-10: Special Cases
- 5-4-11: Established

Building a Fence (Residential) in Providence City

Questions and Answers (cont.)

4. How high can my fence be?

Fences are installed as per lot zoning classifications. Fence heights for Single Family Residential are listed below.

Fences placed on interior side yards and rear yards may be a maximum of 6 feet (72 inches) high in single family zones. Front yards in all single family zones can be a maximum of 4 feet (48 inches) high except for driveway and corner clear view areas. See zoning information for specific fence height requirements, and the description of side, rear and front yard for your lot. These requirements and descriptions are available at the City Office.

IT IS IMPORTANT TO FULLY UNDERSTAND THE CITY REQUIREMENT BEFORE INSTALLATION OF ANY FENCE.

On a corner lot and for all driveway entrances, a clear view shall be maintained.

Any fence in allowed zones that will exceed 6 feet (72 inches) in height shall require a building permit and shall be built to those requirements.

Six (6) Feet

Building a Fence (Residential) in Providence City

Questions and Answers (cont.)

5. *What is a clear view area on corner lots and driveways, and how does it effect me?*

Clear view areas on corner lots and driveways are required for safety. This gives drivers an unobstructed view of vehicles entering the roadway from driveways and at intersections.

- A. A corner clear view area* means any obstruction of vision on corner lots within thirty (30) feet of said corner right of way. Obstructions shall not be permitted from two (2) feet high to eight (8) feet high above the finished grade of the road. Trunks of trees, open-work fences at least seventy percent (70%) transparent, light or telephone poles or other small vertical protrusions not more than twelve (12) inches in diameter shall be permitted within the clear view area. Spacing of these protrusions shall not be closer than fifteen (15) feet.
- B. A driveway clear view area* means clear view of vision within ten (10) feet of the intersection of a private driveway with a city right of way (both sides of driveway, and ten (10) feet into the private driveway). Trunks of trees, open-work fences at least fifty percent (50%) transparent, light or telephone poles or other small vertical protrusions not more than twelve (12) inches in diameter shall be permitted in the clear view area. However, vertical protrusions of up to twenty four (24) inches in width may be allowed in driveway clear-view areas.

***CLEAR VIEW RESTRICTIONS APPLY FOR ANY LAND-SCAPING OF THE LOT, WITH OR WITHOUT A FENCE.**

Building a Fence (Residential) in Providence City


Questions and Answers (cont.)

6. *Who locates my property lines?*

The homeowner is responsible to locate all property corners and lot lines. Since fences other than joint fences shall only be installed on your property, it is important to know exactly where the property lines are. If you cannot locate them from your survey, it would be wise to hire a surveyor to establish your lot corners. With these corners established, it will be possible for you or your fence builder to install the new fence in the right location. Do not rely on your neighbors fence or hedge, a utility pole or sidewalk when deciding where to install your fence.

7. *Do I need to work with my neighbors when I build a fence?*

It is required only on a joint fence. The installation of a fence affects both your property and surrounding properties. It is a good idea to discuss your plans with the neighbors. The type of fence, location and costs may be influenced when neighbors work together to solve common problems.



8. *Do I need a permit to install a dog run?*

No permit is required. They must meet the height and material specifications for fence construction. Dog runs shall not be installed on property lines.

Building a Fence (Residential) in Providence City

Questions and Answers (cont.)

- 9. *I live in an area where there is a Home Owners Association. What guidelines do I need to follow?***

Home Owner Associations may have deed restrictions for construction of any fence. They may have additional regulations regarding building materials, height and location. Any regulations that exceed City requirements will be enforced through the Home Owners Associations or deed restrictions.

- 10. *Do I need a fence around a swimming pool or a hot tub?***

Yes, but certain locking covers on a spa or hot tub may be used in lieu of a fence as long as it is in place and locked when the hot tub or spa is not in use.

- 11. *I am rebuilding a new wire and barb wire fence in the City to keep my livestock on my property. What do I need to do?***

In a residential area, any fence that is rebuilt and contains any barb wire, or any barb wire that is to be replaced or relocated shall be replaced with smooth wire. NO BARBS.



- 12. *Do the utilities need access to my yard if it is totally fenced?***

Yes! Arrangements need to be made with each utility for access.

Building a Fence (Residential) in Providence City

Questions and Answers (cont.)

13. If a fire hydrant is located on my property, may I install a fence between it and the property line?

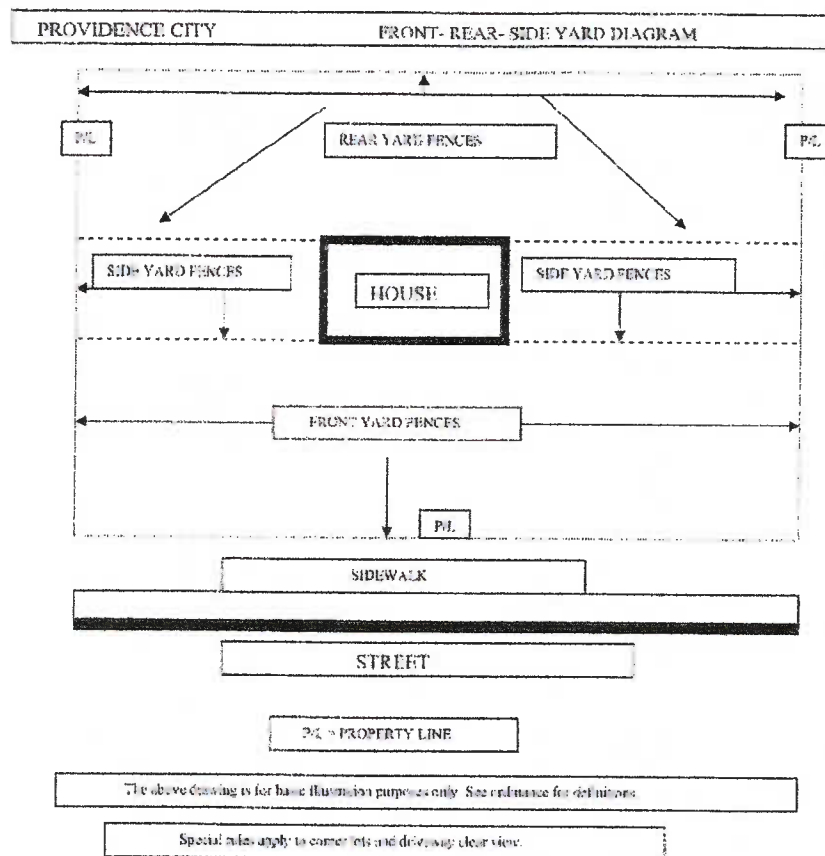
No. Fire hydrants regardless of location shall not have access blocked. No fence shall be constructed or erected closer than three (3) feet to the rear and sides of a fire hydrant, with the area in front of the fire hydrant being totally open and un-enclosed.

GENERAL INFORMATION

- ◆ Corner lots may have two front yards.
- ◆ In no instance shall a fence extend beyond the property line.
- ◆ The City does not locate property lines or property corners.
- ◆ A common fence may be constructed on the property line, but both property owners must agree. Otherwise, all elements of the fence must be constructed on the fence builder's property.
- ◆ No private property fences shall extend into City property or Right of Way.
- ◆ A retaining wall is considered part of the fence and is subject to the fence height restriction. A retaining wall over four (4) feet in height (including footings) requires a building permit.
- ◆ Fences, excluding posts, shall be constructed no higher than the given footages.
- ◆ Make sure to call Blue Stake Location Services at 1-800-662-4111 before you dig.

The questions and answers discussed here only cover some of the conditions and information for constructing fences in Providence City. Please visit the City Office and view or purchase a copy of the new fence ordinance.

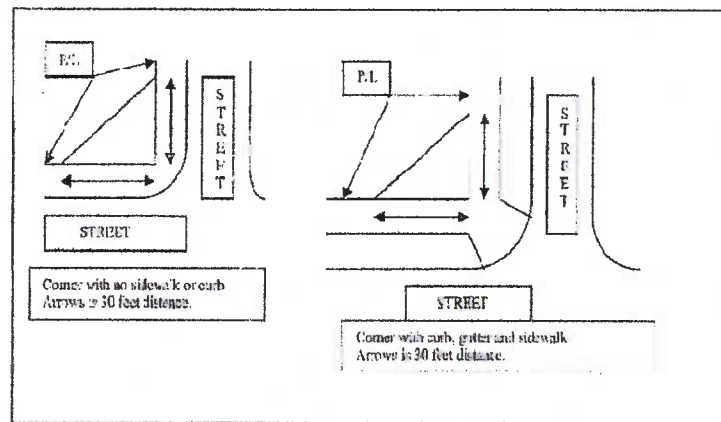
Front, Side, Rear Yard Diagram



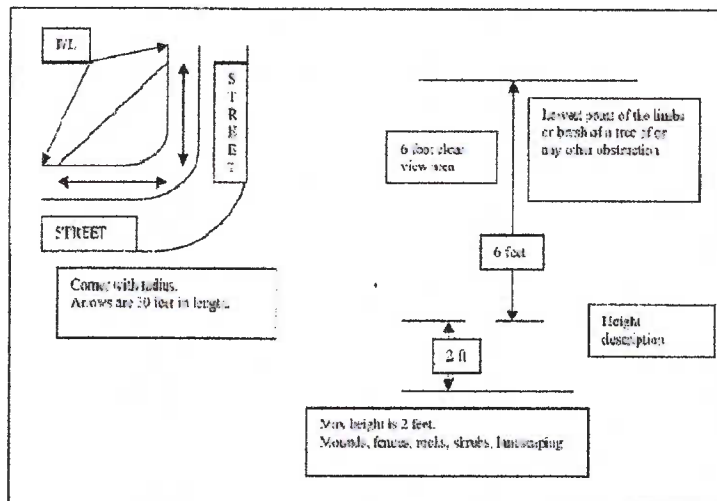
View Areas on Corners

PROVIDENCE CITY

VIEW AREA ON CORNERS



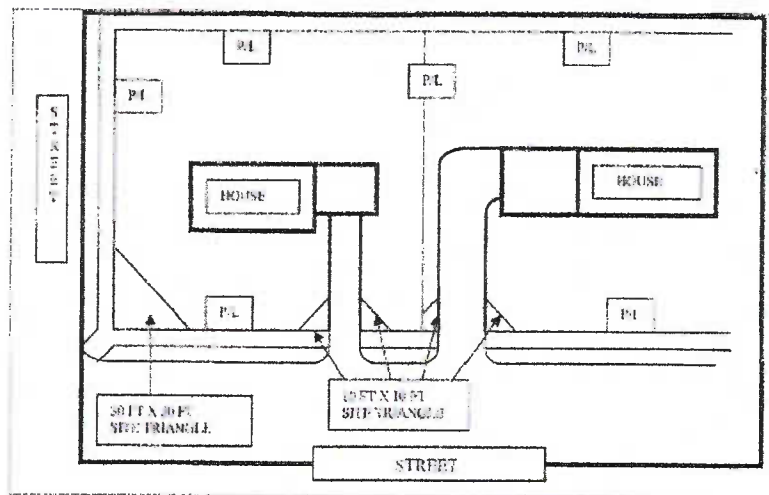
P.L. = PROPERTY LINE



Clear View Driveways & Clear View Corners (site Triangle)

PROVIDENCE CITY

CLEAR VIEW DRIVEWAYS & CLEAR VIEW CORNERS



1. 30 ft x 30 ft site triangle (clear view) area is required on all intersections.
 - a. Obstructions shall not exceed two (2) feet in height or be a 70% transparent, and the lowest point of other obstructions shall be eight (8) feet.
2. 10 ft x 10 ft site triangle (drive way clear view) area is required on every driveway.
3. For more information, see Providence City Code 10-9-2, and 5-4-2.
4. P.L. = Property Line

***THIS BOOKLET IS GENERAL
INFORMATION ONLY AND DOES NOT
REPLACE THE ORDINANCE.***

Thank You
